

LLED8000-EMI PRODUCT LAUNCH FALL 2019



THE ALL NEW LLED8000-EMI

CALI proudly introduces the LLED8000-EMI to the *lip*LEDs product line. LLED8000-EMI is a new slim profile mud-in solution designed to be seamlessly integrated along the perimeter of a ceiling and wall.

LLED8000-EMI has a unique 0-10V dimming capability and performs at very high output. LLED8000-EMI has an impressive Color Rendering Index greater than 95.

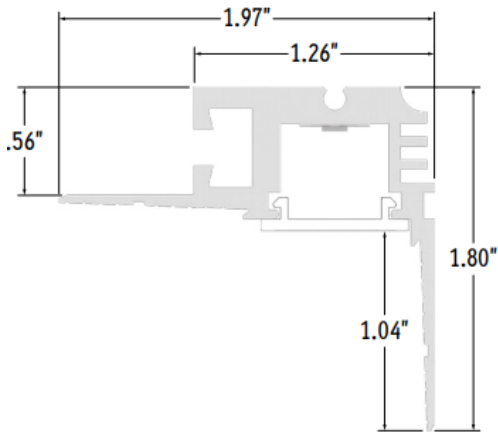
LLED8000-EMI presents innovative features:

- Slim profile mud-in extrusion
- Line of Light
- Mud-in integration from Ceiling to Wall
- Mud-In integration from Wall to Ceiling
- Dry, Damp, or Wet Location



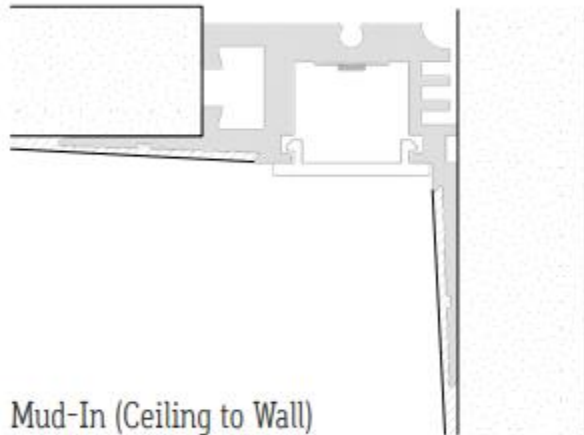
SLIM PROFILE

LLED8000-EMI offers a slim profile extrusion that extends the multitude of installation capabilities in numerous small spaces.

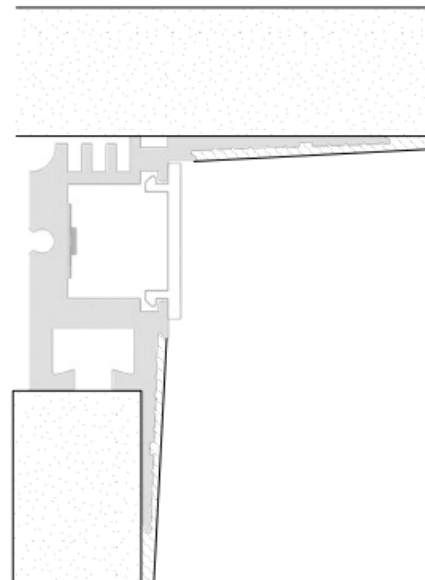


SEAMLESS INTEGRATION

LLED8000-EMI flawlessly integrates with adjoining surfaces, from ceiling to wall, or wall to ceiling. The concealed extrusion is thoughtfully designed to allow the lens to create a beautiful line of light for an inviting atmosphere.



Mud-In (Ceiling to Wall)
(Dry, Damp, or Wet Location)



Mud-In (Wall to Ceiling)
(Dry or Damp Location Only)

CALI

CALIFORNIA ACCENT LIGHTING, INC.

2820 E. Gretta Lane Anaheim, CA 92806

ph. 800.921.CALI | fx. 714.535.7902 | info@calilighting.com | calilighting.com

© CALI. All rights reserved. CALI reserves the right to make changes or withdraw specifications without prior notice.

